











## TT 16ft Alpha Hybrid Model Overview

MODEL	TT 15ft Alpha Hybrid Standard
SLEEPS	
INTERNAL ENSUITE	Separate toilet and shower
 <b>DOMETIC</b> INTERNAL FRIDGE	✓
EXTERNAL KITCHEN	✓
INDUCTION COOKTOP (OPTIONAL)	
EXTERNAL HOT & COLD SHOWER (INCLUDING TENT)	✓
ELECTRIC ROOF & AWNING	✓
FULL ENCLOSED ANNEXE	✓
STONE GUARDS/ROCK SLIDERS	✓

TARE	2350kg
BALL WEIGHT	215kg
ATM	3000kg
LENGTH	6.8m
WIDTH	2.1m
HEIGHT	2.6m
SLIMLINE (OPTIONAL)	2.2m
 <b>DOMETIC</b> HARRIER LITE REVERSE CYCLE A/C	2.6m
 <b>DOMETIC</b> DUST REDUCTION SYSTEM	✓
CHASSIS SOLID	150 x 50 x 4mm
CONSTRUCTION/FRAMING	Composite/Aluminium

WATER STORAGE	2 x 120L
GREY WATER	80L
 <b>TRUMA</b> GAS & ELECTRIC HOT WATER SYSTEM	Truma
GLASS SOLAR	600W
 <b>REDARC</b> BMS50 WITH RED VISION SCREEN	✓
 <b>INVICTA</b> BATTERIES (OPTIONAL UPGRADES UP TO 800AMPS)	2 x 200Watt Black Lithium
3000W INVERTER	✓
TECH	Smart TV/BT Stereo
 <b>PEDDERS</b> SHOCK ABSORBERS	Foam cell shock absorbers
SUSPENSION	Heavy Duty Independent
SPRINGS	HD Coil
 <b>CRUISEMASTER</b> COUPLING	DO35
 <b>ARK</b> XO750	ARK XO750

**TT 16ft Alpha Hybrid Model Layout**

**TT 16ft Alpha Hybrid Standard**

